



**Scouts**  
VICTORIA

**Welcome to 3rd Croydon  
Scout  
Group**



# Welcome!

Welcome to 3<sup>rd</sup> Croydon Scout Group. You probably have lots of questions to ask about Scouts, as well as wanting to know how you can help your child enjoy and benefit from their time as a member of world-wide Scouting. This booklet will give you an introduction to Scouting and answer most of your questions. If you have any further questions, our Adult Leaders will be only too happy to help.

## Scouting Purpose

The purpose of the Scout Movement is to contribute to the education of young people in achieving their full physical, intellectual, emotional, social, and spiritual potential as individuals, as responsible citizens and as members of their local, national and international communities.

If you would like more information about Scouts in Victoria, Australia, and around the World, have a look at these websites:

<https://scoutsvictoria.com.au/>

<https://scouts.com.au/>

<https://www.scout.org/>

Scouts aim to be:

- Fun and exciting
- Challenging
- Supportive
- Adventurous
- Inclusive
- Engaging
- Creative

Scouts follow the Scout Method

- Community Development
- Learning by Doing
- Nature & the Outdoors
- Patrol System
- Personal Progression
- Promise & Law
- Symbolic Framework
- Youth Lead, Adult Supported



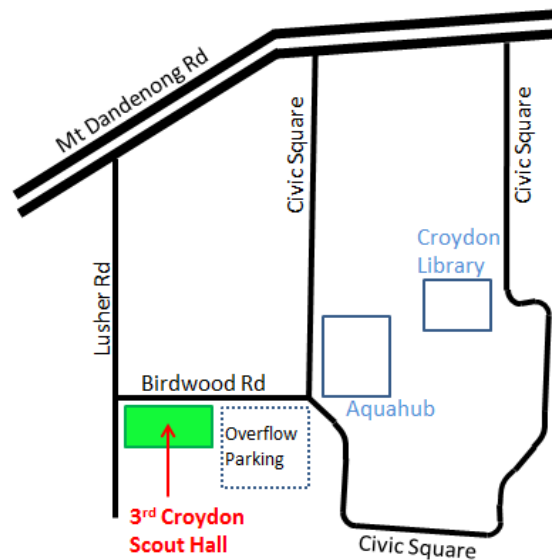
**Scouts**  
VICTORIA

## The Group

3<sup>rd</sup> Croydon is an active and vibrant group. Formed in 1958, the group has all Scouting sections represented. The Scout year follows the state school term structure, and our sections meet at the Scout Hall at the corner of Birdwood Road and Lusher Road, Croydon. Meetings are at the following times unless otherwise advised by the leaders.

Our Group leadership consists of:

- Group Leader Daniel Tanner – 0401 431 076
- Assistant Group Leader Lea Young – 0419 149 487
- Committee President Samara Miller – 0416 285 030




Bettong  
Joey Scouts  
Thursday  
5:30-  
6:30pm




Bilinga Cub  
Scouts  
Thursday  
7-8:30pm



Witchetty  
Scouts  
Wednesday  
7-9pm



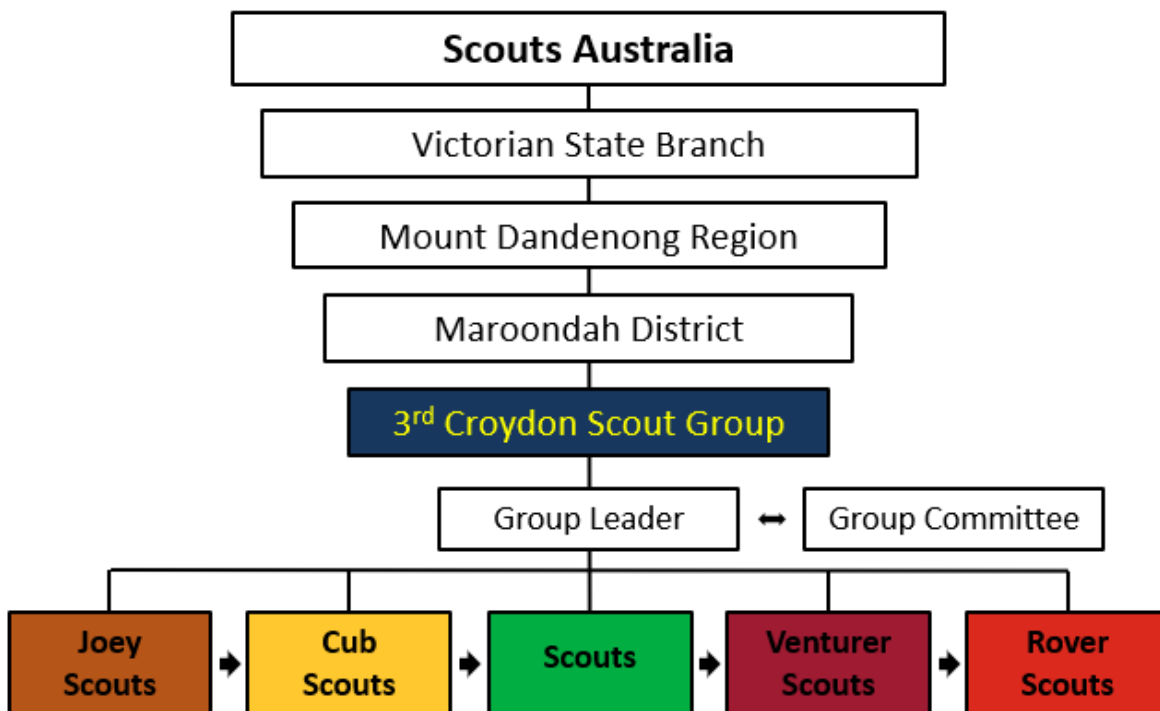
3<sup>rd</sup>  
Croydon  
Venturers  
Friday  
7:30-  
9:30pm



Ken Tickell  
Rover Crew  
Friday 8-  
10pm



To give you an idea of where each part of Scouts Australia fits:



### Our Group Scarf


Our Group Scarf has a wide green tape, with a gold braid, on a black background.

This scarf represents:

Black: The fertile soil in the Croydon area.

Green: The green trees that grow well in the area.

Gold: The wattle flower that characterises Croydon.





## Group Committee.

The Sections are supported by a Group Committee which helps by:

- Raising funds for the Group,
- Providing equipment,
- Administration support,
- Running events, and
- Providing other assistance as needed.

The Committee is currently made up of:

Role	Name
Group Leader	Daniel Tanner
Committee President	Samara Miller
Treasurer	Leisa Courtney
Secretary	Vacant
Hall Hire Management	Vacant
Quartermaster	Frank Courtney
Fundraising	Sheryn Holloway
Grant Applications	Roland Hambleton
Committee Members	Peter Miller, Gary Gleisberg

The Group Committee meets every six weeks usually on Monday evenings. Everyone is welcome to join. Please contact either Daniel Tanner or Samara Miller for details of the next meeting.





**Scouts**  
VICTORIA

## Parent/Carer Involvement

If you have special skills or a hobby you can share with the Group, we welcome you to share them with us.

We are also always looking for Parent Helpers to help us on a regular basis. Let us know if you are interested.

You also have several obligations to the Scout Group. These include:

- payment of yearly fees,
- assistance with fund-raising,
- working bees, and
- attending the Annual General Meeting (called an ARAP – Annual Reporting and Award Presentation night).



Other ways for you to become involved include joining the Group Committee or becoming a Leader.

**"Remember... Scouts is NOT a baby-sitting club; your participation is vital to its existence"**

Adult involvement with Scouting is on a completely voluntary basis. It will take as much time as you wish to put in. For some this is very little time and effort, for others it can become a passionate interest. We welcome all contributions!

We recommend that new parents/carers obtain a [Working with Children Card \(volunteer\)](#), which is required for any person over 18 years of age transporting youth or assisting with activities away from the hall. This also applies to Rovers. This is available through your local Post Office or on-line at no cost.



## How to Join 3<sup>rd</sup> Croydon Scout Group.

Contact the Group Leader or Section Leader for your Child.

1. Fill in a [New Members Y4](#) form
2. Join in with the Section for up to three weeks to see if Scouting is your thing, then.
3. Pay a direct deposit to the 3<sup>rd</sup> Croydon Scout Group account at:

Commonwealth bank account  
BSB # 063124  
Account # 10123380  
3rd CROYDON SCOUT GROUP  
With your Surname and 'Membership' as the reference.  
Email the receipt to the Group Leader at [gl.3rdcroydon@scoutsvictoria.com.au](mailto:gl.3rdcroydon@scoutsvictoria.com.au) for confirmation.

A receipt will be issued. Once the fee is received the new member is covered by the Scout Association insurance and can now enjoy all the activities of their Section.

### Fee Structure (Effective from 1<sup>st</sup> July 2018).

New members pay a pro rata of the annual **Membership Fee**, based on the date of joining, siblings already in 3<sup>rd</sup> Croydon Scouts, and whether parents/carers are involved as Leaders or Committee Members.

Joining Date	Child 1	Child 2	Child 3+
1/4-30/6	\$373	\$341	\$320
1/7-30/9	\$281	\$257	\$242
1/10-31/12	\$189	\$173	\$163
1/1-31/3	\$97	\$89	\$84

The full annual fee is due prior to the 1 April each year. Invoices will be issued in advance.

**Rovers only** pay a pro rata of \$268 per annum.

Leaders' children pay a proportion of the Scouts Victoria insurance \$100 (of \$232 charged) subject to annual review. Leaders do not pay fees.

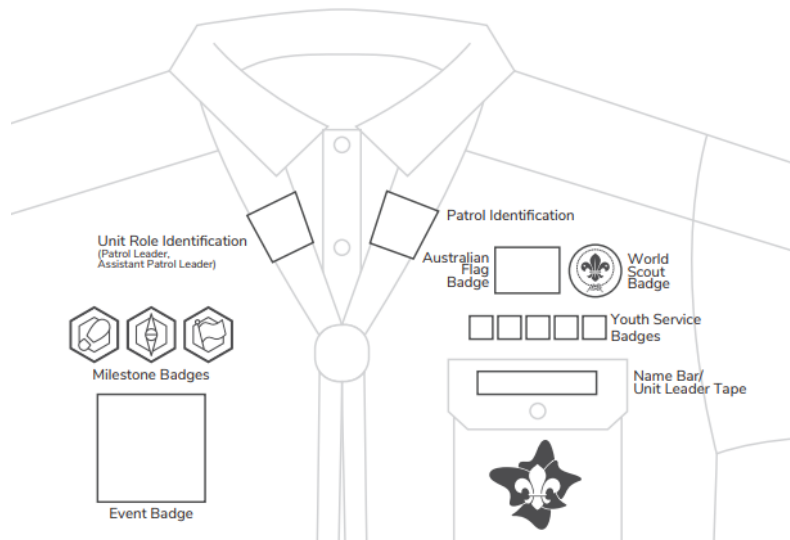
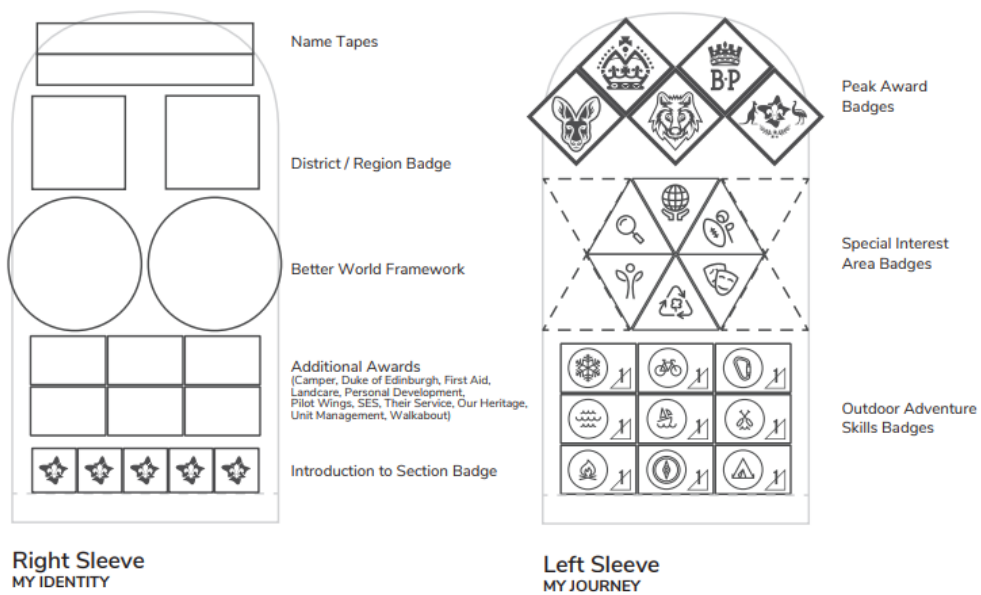


**Scouts**  
VICTORIA

## Uniform

The uniform consists of a shirt which is navy blue with the colour of the section across the shoulders and sleeves. This can be purchased from:

- Scout Shop online: [www.scoutshop.com.au](http://www.scoutshop.com.au)
- Snowgum Factory Outlet: 1702 Dandenong Road Oakleigh East, VIC, Australia  
03 9540 0895, open 7 days, 10:00am - 5:00pm







## Other Important Parts of the uniform

- Shorts or Trousers – Navy blue, Grey or Stone/Tan/Beige), and of professional appearance (school uniforms from Kmart or Big W work quite well)
- Belt – (For shorts / trousers with belt loops) Scouts Australia metal buckle (from Snowgum)
- Hat – Hats must be worn on all daytime activities held outside. You may wear **any** hat that covers your face and neck. Scouts Australia hats in different styles are available from the Scout Shops above.
- Socks – Plain colour to match shorts or trousers.
- Shoes – Enclosed Shoes must be worn. This is a safety requirement.
- Fleece Jacket – (Optional) Navy Scout pattern (from Snowgum).
- Group Scarf (Black with emerald and gold edging) and woggle (both provided by us)

### **Please ensure that all items of the uniform are named**

The uniform is designed to be practical and durable, and Scouts are encouraged to take a personal pride in their appearance by wearing the uniform tidily and cleanly. Unless advised otherwise, Scouts should wear full uniform to all Scouting activities.

## Your Child's Investiture

Once you have purchased a uniform and paid your fees, your child will be invested into the section they are joining.

The section leaders will let you know when the investiture is to be held. Generally, we try to arrange the ceremony for a time and date that suits the child's family.

On the night your child is to be invested he or she will wear their uniform for the first time. He or she should arrive at the hall wearing their uniform.



**Scouts**  
VICTORIA

## Law And Promise

When your child is invested, they will need to say one of the following Scout Promises.

### The Scout Promise

On my honour, I promise  
To do my best,  
To be true to my spiritual beliefs,  
To contribute to my community and our  
world,  
To help other people,  
And to live by the Scout Law

or

On my honour  
I promise that I will do my best  
To do my duty to my God, and  
To the Queen of Australia  
To help other people, and  
To live by the Scout Law



### The Left Handshake

All Scouts shake with the Left Hand to show their membership of the Scout Movement and their trust in one another.

### The Scout Sign

The Scout Sign is made when a Scout makes or reaffirms his/her/their promise. It is made with three fingers on your right hand held next to your shoulder.

### The Salute

All Scouts salute each other and the flag. This is made with same three fingers as the Scout Sign, held with the fingers pointing to your forehead.





**Scouts**  
VICTORIA

## Our Program

The Scouts' program is developed with ideas from the Scouts themselves, and we base our weekly program around 4 challenge areas:



**PERSONAL GROWTH**



**OUTDOORS**



**CREATIVE**



**COMMUNITY**

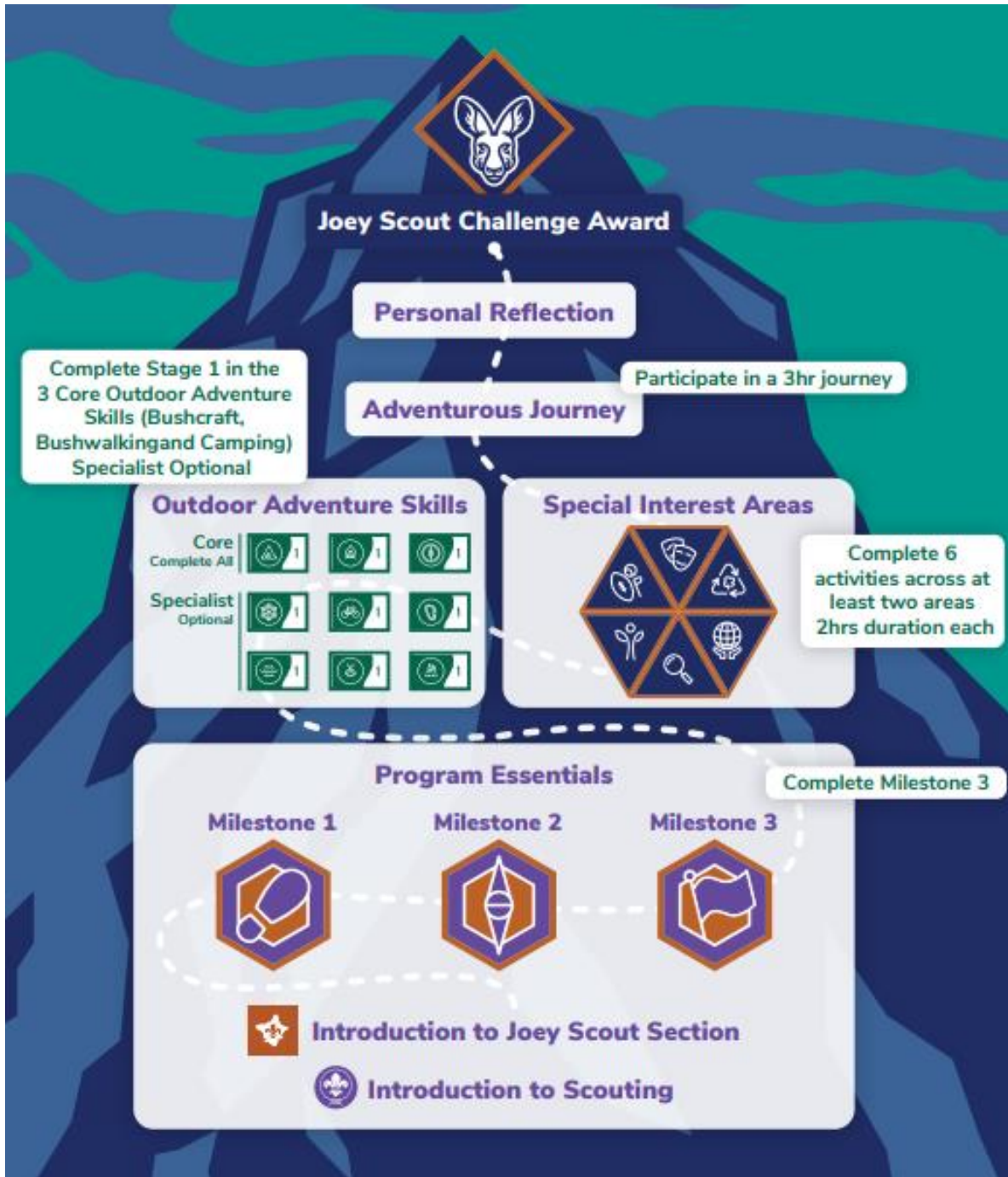
## Badge Achievement Pathway

An important part of Scout activities is the Achievement Pathway. Your child will soon want to earn some badges to wear. Below is the Achievement Pathway from the Joey Scout section but is similar in each other section. Each section has a peak award. Not all Scouts will achieve these awards, but the opportunity is offered to everyone.

We have further information about all sections of the Achievement Pathway, so you don't need to know about them at the time of joining



**Scouts**  
VICTORIA







## Speak Like a Scout

Have you ever wondered about a woggle or debated the meaning of HOP? Scouting has its own weird and wonderful language that can be a challenge to decipher. Here are some of the words and phrases you might hear at Scouts:

**B-P** – When Scouts talk about B-P, they aren't referring to a petrol station! These initials are our simple abbreviation for the man who started it all back in 1907, Lord Robert Baden-Powell.



**Gilwell Park** – B-P's famous UK training ground inspired our own Scouts Victoria campsite at Gembrook, which has the same name.

**Good Turn** – This is a traditional phrase that is still used by Scouts and Guides around the world. It is all about doing something good for someone else every day.

**Handshake** – Scouts traditionally shake their left hands for greetings and badge presentations.



**JOTA / JOTI** – The 'Jamboree of the Air' and 'Jamboree of the Internet' are a massive, once a year opportunity for Scouts around the world to get to know each other through amateur radio and the internet.

**Kangaree/Cuboree/Jamboree** – These are massive camps for Scouts from all over Victoria and the country, held every few years. Your section leaders will provide you with details when the next one comes around for your section.

**Leaders Den** – This is what we call the room that the Adult Leaders use to keep resources in and is often a space for Leaders only.

**Salute** – B-P came up with our global Scout salute - holding up three middle fingers with the little finger tucked under the thumb – and we still use it at Scout ceremonies.





**Scout Hall** – This is what we call the building that we usually meet in.

**Woggle** – This is a handy one to know for trivia nights. It's the name of the ring used to hold the Scout scarf, and it dates to the 1920s. (The Americans had their own version, called Boon Doggles or Neckerchief Slides.)

**Wood Badge** – Advanced qualification for Adult Leaders which ends in presentation of wood beads, a parchment, and a Gilwell Scarf. Some of our Leaders have them if you would like to see them.

**YiS** – This signoff on emails or letters is an abbreviation for 'Yours in Scouting'.

## Operoo

Scouts Australia use Operoo for all health-related information. You will receive an email asking you to complete

an Operoo profile for your Scout. Please put all relevant information into the profile, because allowing the leaders to know that your daughter or son has a medical condition will allow us to provide a better and safer program. You will also be asked to update the Operoo profile before each event that your Scout attends.



## Facebook

Find us at [3rd Croydon Scout Group](#) for friends, family, and members of the public. After your child/ren has been invested you can join our closed group [3rd Croydon Scouts - The 5th Patrol](#) on Facebook. This page is available to currently invested families only. It provides a space for everyone from 3rd Croydon Scout Group to ask questions, chat, find out what is happening in the group and generally connect with each other. Permission for photos to be displayed on these pages is assumed unless families notify the Group Leader they wish to opt out.